



NEWSLETTER

for the members of Chilliwack PieceMakers Quilting Guild

Support our Advertisers!

Local businesses need our support!

Thank you to these awesome businesses for supporting our guild! Show them some love by using their services. Be sure to tell them you saw their ad in our Newsletter.



Pumpkin Patch

beatrice Rieske
Patterns & Longarm Quilting

5753 Kathleen Drive
Chilliwack, BC V2R 3Y8
(604) 701-3203
beatrice@pumpkinpatchbc.com
pumpkinpatchbc.com

Aunt Debbie's
Knit and Stitch
Debbie Cote



604-824-7790
Toll Free: 1-866-824-7790
Fax: 604-824-6533
E-Mail: knit-and-stitch@shaw.ca
www.knit-and-stitch.ca

#6 - 5616 Vedder Road
Chilliwack, B.C. V2R 5T5

QuiltNut Creations
Long Arm Quilting by Rhonda

604 798 3670
quiltnutcreations@shaw.ca
www.quiltnutcreations@shaw.ca



Free delivery in the Chilliwack/Sardis area

Presidents Message

Another month has come and gone, and summer is just around the corner. It seems that people are getting impatient, wondering when the pandemic will end and when they can go back to normal. The uncertainty of what is going to happen makes the situation worse, people get frustrated and angry. Aren't we lucky to have a hobby that we can do at home while keeping our distance? And with modern technology we can share our creations and see what everyone else has been up to.

Unfortunately the restrictions will probably be with us for quite a while, no matter how we feel about them. But we still have a choice, it is up to us how we handle the situation. We can complain every day about the things we aren't allowed to do or we can make the best of it with what we have available. Complaining won't change a thing and will just make us feel more frustrated, so for me it is an easy choice. My husband and I used to spend a lot of time square dancing, and of course I am not happy that we won't be able to dance again anytime soon. But we decided to find something else to do together instead. We started a vegetable garden and are teaching ourselves higher level waltz figures in our living room every night.

The same is true for our guild activities. We have to be prepared that we won't be able to hold monthly meetings in person for quite a while. But this is the 21st century, and we have virtual options. Facebook

Support our Advertisers!




**Paradise Longarm
Quilting Services**

5840 Clover Drive
Chilliwack, BC

Wanda Palmer
604-378-1462 wpalmer52@live.com

**The Quilter's Loft
Machine Quilting**



Glen & Marla
Pinchin


49 - 8590 Sunrise Dr.
Chilliwack, BC
V2R 3Z4

604-795-7957
quilters_loft@hotmail.com
www.quiltersloft.ca

Quilting With Grace
Marrying warmth with your personal style

Home 604 796 3552
Cell 604 819 6379

Grace Landrath
Handguided Longarm Machine Quilting
glandrath@shaw.ca



4770 Lougheed Hwy.
Agassiz, British Columbia



SEE US FOR YOUR QUILTING NEEDS
Warm & Natural/Warm & White Batting
Olfa Cutting Mats & Cutters, Quilting Rulers
& Notions plus a wide range of Fabric
and Sew Much More

45460 Luckakuck Way (35)
Sardis, B.C. V2R 3S9

Telephone
(604) 858-5729

and our website are just the first step, the executive is working hard on coming up with ideas for our next guild season. We will have more information on how we are going to proceed next month.

Until then be kind, be calm and be safe, Beatrice

May Meeting Program Tapestries and Treasures from Afar

Ladies even though we are unable to meet in person at our monthly meetings, there is no reason why we can't still have a program presentation. Your executive is looking at creative ways to keep us connected and informed. For the May program, please select one-two items that you would like to share with members that you have collected from your travels. These Tapestries and Treasures will need a photo and small write up to be sent to the guild email box. chilliwackpiecemakers@gmail.com **Please send by May 20.** This will allow Karlie to compile the submissions and set up a Tapestries and Treasures Program page on our web site for all to enjoy. And on meeting Night May 20, go ahead and post your pictures to our guild Facebook page www.facebook.com/PieceMakersgroup/ for a real-time Tapestries and Treasures program!! I would encourage you all to participate, even if you don't have collections from afar - we all have those sentimental, vintage, crafted items that have significance. Perhaps it is a quilt, or piece of clothing that was sewn with material from another land. I look forward to you sharing your treasures and stories!

Read on to the next article that came with the perfect topic and timing - all about Ursula's exotic fabric treasures from Nepal! Sonja

Virtual Show & Tell!

...well It's just "Show" with no "Tell" actually, but lots of beautiful work to look at! Thank you to everyone who emailed in pictures. Please keep the pictures coming for next months Newsletter.





Ursula's Nepal Fabric Quilt Series

Last year, one of my niece's brought me a gift of fabric scraps from a tailor from her trip to Nepal. She said that they were actually made in India. I decided to try to use them all up. I only have one quilt left to complete which will use the largest fan shapepieces.

The five quilts that I have completed so far were a lot of fun to make. I decided to separate the scraps by colour. The next decision was to only add "grunge" fabrics for backgrounds so that the Nepal fabrics would become the focus of each quilt. The final decision was to keep the patterns simple so that I could actually make cuddly quilts in a timely fashion. I made equal numbers of both kinds of nine patches in green, blue and red. These then became the checkerboard quilts. The brightly coloured fabrics were used to make the 5th quilt.

May 16, 2020



May 16, 2020

Every bit of bright scrap was sewn together to get enough pieces to make the bright quilt. I even kept the backings cuddly flannel but plain in pattern to maintain the focus on the featured Nepal fabrics.

When my niece returns from her current MSF (Doctors Without Borders) assignment of helping to prevent covid-19 in the migrant camps in Reynosa Mexico, these quilts will be gifted back to her so that she can decide where they go. I do love to play with the fabric scraps she brings me from around the world. Ursula



CONNECT And WIN!

Even though we can't connect in person, we can still CONNECT ONLINE. Our Guild helps us to share, learn, support, encourage, create, have fun, inspire, laugh, make friends and lift each other up. Wow - That's quite a list isn't it? So let's keep all that good stuff going in every way we can!

WIN PRIZES - Each week we have been doing random draws from everyone who has connected on FaceBook and via email. It has been lots of fun and we are seeing SO many amazing quilts and other treasures in the posts! All you have to do be entered in the draws to WIN is to share quilting goodness online. Post on our Facebook page www.facebook.com/PieceMakersgroup/ or send a photo to the guild email. chilliwackpiecemakers@gmail.com

Let's do this!

Post your quilting pictures on our guild Facebook - don't be shy! It's our own private page just for guild





members. There has been lots of activity and great posts happening already - yay! We want to see more - your show & tell, works in progress, your successes and epic fails too! Post a link, a like, a heart, an lol! and be sure to comment some encouraging words on someone else's post. The more you connect the more chances you have to WIN!



We Care



We Care committee has prepared many kits that are ready to be distributed. If you are interested in a kit, contact Gail at chilliwackpiecemakers@gmail.com You may agree on a designated time and place to obtain a kit. To be on the safe side, it is recommended that you bring your own bag and then the kit can be placed in it. Then leave that bag in the garage for three days (plastic) before sewing. For those quilters who wish to use their own fabric and batting; please let us know and if you wish we can replace your batting at some point in the future (up to a few quilts). Quilts will be delivered to the organizations again when safe to do so. Stay safe everyone! Gail and Ginger



Library Report

Here are some Book Reviews from Janet and Ineke. Thanks so much for submitting these ladies! If you have a PieceMakers Library book you are enjoying

please send in your review to share for next month's newsletter. chillpmnewsletter@gmail.com



Blendables & Solid Color Cotton Threads, by Joyce Drexler.

An interesting book, that talks about the sulky thread and stabilizers how and when to use these products. Along with ideas and projects, using the machine embroidery stitches you have on your machine. This book comes with a color chart of the latest sulky threads and a CD with video's and extra projects.

The projects range from bags, paper piecing, and thread sketching to Free motion lacework, Serging fun, making serger lace, making cards, friendship bracelets, punch needle work and 3D projects. A book well worth perusing and getting inspired by or even try some of the projects. Each project in the book is a product of a national known quilter or designer. Ineke



Quilt Folk Issue 7 Louisiana

This is a stunning book with beautiful photography which chronicles the diverse regions of the State. It highlights quilting stores, individuals and groups with many personal stories, it makes you feel as if you are actually visiting with people. Not all the individuals are quilters, some are collectors and academics who appreciate hand made quilts and the history behind them. It is




May 16, 2020

the sort of book you can dip into while you relax with a cup of coffee. Janet

120 Original Embroidery Designs, by Yoko Saito

Although called 120 Original Embroidery Designs this book contains so much more. Called "Patchwork Embroidery" by Yoko Saito it combines patchwork and embroidery into one. The book has 120 embroidery designs along with detailed patterns and instructions on how to make the 20 projects featured. She also has very clear diagrams on the embroidery stitches she uses. I have used the book as an inspiration and source material for my on going crazy quilt projects. I used one of the designs for my pouch I made for our Make One Take One. If anyone would like to borrow either book I'm happy to deliver! Janet



QUILT SHOW 2020

At our last Zoom Executive Meeting we talked about the Quilt Show. It is with great regret that I am informing you we will not be hosting our Biannual Quilt Show this coming October. It was a



group decision that was given great consideration and discussion but we feel given the circumstances and the age group of the attendees it would not be safe to do so. When we plan to hold our next show we will let you know. Even though we will not be hosting our quilt show this fall we are still keen to continue the Challenge Quilt project. Read on....
Karlle



Challenge QUILT 2020

I hope you are working on our Quilt Challenge. Now is a great time to get your thinking caps on and start the Challenge. With having to stay home this is a great project.

Let's get going on those Challenges!!

With the Quilt Show being cancelled this fall we are STILL going to have our Quilt Challenge in October. Hopefully we will be back at our regular meetings and can display the challenges and be judged by our members. If we are not back at regular meetings we will do an online display and judging of all the Quilt Challenges.

So Let's get those Challenges DONE!!!! Remember you can get all the details on the Guild Webpage - www.chilliwackpiecemakers.com/quilt-show-2020



Guild Web Page

<http://www.chilliwackpiecemakers.com>

The guild webpage is a great place to do this especially if you are not connected to our guild Facebook page. I realize the webpage does not allow for comments and conversation but at least you will be able to see what everyone is working on. I plan to use the homepage as the landing place with many links taking you to updates as I add them.



I hope many of you will send me pictures to update the **May Show & Tell, We Care** you have



Who's Who in the Zoo? Your Guild Executive

President

Beatrice R

Past President

Janet S

Vice President

Grace L

Secretary

Ineka V

Treasurer

Connie D

Programs

Sonja C / Cherri M / Cindy W

Fat Quarter Draw

Grace M

Workshops

Darlene C

Library

Diane H / Jane E / Hannah B

We Care

Gail W / Ginger C / Leslie Z

Membership

Karlie M / Darlene T

Communications / Web Site

Karlie M

Bus Trips

Karri W

Newsletter

Kate D

Publicity / Advertising

Lyn R

Photography

Kate D

Show & Tell

Lyn R / Kim L / Cathy V / Jean P

Sunshine / Hospitality

Cherri M / Hannah B / Ineke V

Quilt Show

Karlie M / Janet S

made, [Quilt Show Challenge](#) and anything else you can think of that would be of interest to the members. Please send photos to the guild email address chilliwackpiecemakers@gmail.com Karlie

Support Local Quilt Shops

Ladies in this unprecedented time of social isolation, I am sure you are quilting more than ever. It is a wonderful way to fill those hours that would usually be spent socializing, shopping, or venturing out. I spoke with Hamels owner, Pauline Southgate, and wanted to assure you that you can still place an order online to be picked up at the store. There are 5 employees working extra hours to fill orders and due to an overwhelming number of orders, there may be a delay in your order delivery. Please be patient, this too will pass. I miss browsing the isles and fondling the material, but soon we will be back to normal and shopping in person again. I think as ladies are most likely quilting more, the men have taken to home projects and Home Depot seems busier than ever as well. I have placed several orders with Hamels in the past weeks and they did an exceptional job of completing my order in a timely fashion. Sonja



Hamels
Fabrics & Quilting

Canada's Largest Online Quilt Shop

www.hamelsfabrics.com

- Fabrics
- Books
- Patterns
- Notions
- Quilting Kits
- Quilting Clubs
- Block of the Months

FREE SHIPPING!
Canadian orders over \$149

Toll Free Order Line : **1-877-774-2635**
Email: info@hamelsfabrics.com
5843 Lickman Rd., Chilliwack, BC V2R 4B5